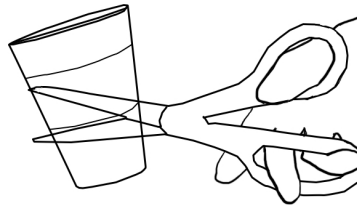
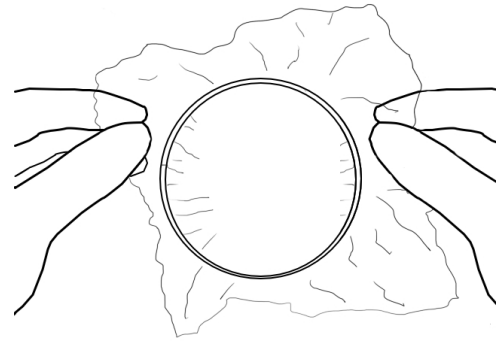


## **How to make a model eardrum**

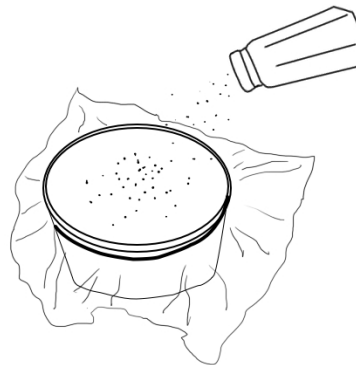
1. Cut a 5 centimeter-wide ring out of a plastic bottle or cup.



2. Stretch a balloon, some plastic wrap, or a plastic bag over one end of the ring, and secure it tightly with a rubber band. Pull the surface taut by tugging gently on the sides.



3. Sprinkle a tiny bit of salt (or one of the listed alternatives) on top of the stretched plastic. Your eardrum model is ready!



4. Hold your model eardrum over the top of any small speakers, mobile phone, or headphones while the device is playing loud music.
5. Carefully observe the salt crystals, and describe what you see. Try other types of music and observe which makes the salt vibrate the most.

